



Cavalga Saddles



SADDLES CATALOG 2013-14

ROPER WORKING & RANCH CUTTING SHOW
REINING BARREL PONY TRAIL & ACCESORIES



IN 1985 THE COMPANY STARTED MANUFACTURING CUSTOM MADE SADDLES FOR WHOLESALERS AND DISTRIBUTORS IN UNITED STATES.

IN 1997 THE PRESIDENT OF THE COMPANY ACQUIRES THE TREE FACTORY, THIS WAVE TO CAVALGA SADDLES Co. THE FULL CONTROL OF THE OPERATION IN THE ORDER TO ASSURE THE QUALITY REQUIRED TO SATISFY THE MOST DEMANDING MARKETS. OUR TREES ARE WOODEN RAWHIDE COVERED AND CAN BE MADE FULL, SEMI AND A HALF QUARTER HORSE BARS.

OUR PLANT IS CAPABLE TO PRODUCE OVER 600 SADDLES PER MONTH WITH STANDARDIZED QUALITY.

OUR QUALITY IS FOCUSED IN THE MIDDLE MARKET, MAKING OUR COMPANY TO BE A GOOD BUSINESS ASSOCIATE TO MANY OTHER MANUFACTURES THAT DEDICATE TO BUILD SADDLES TO THE HIGH END MARKET.

HERE IS SOME MORE IMPORTANT INFORMATION:

- THE LEATHER WE USE ITS AMERICAN BULL HIDE PROCESSED HERE IN MEXICO.
- OUR SADDLES AND TACK ARE HAND TOOLED; WE HAVE AROUND 10 CRAFTSMEN ONLY FOR TOOLING.
- WE MAKE OUR OWN SADDLE TREES
- WE FOB OUR PRODUCTS TO EL PASO, TX.

PLEASE FEEL FREE TO CONTACT US FOR ANY OTHER INFORMATION.

THANK YOU

CAVALGA SADDLES TEAM.



MODEL: 516
 TREE: Olin Young; available from 14" to 18" and half sizes
 CANTLE: 3 1/2" Cheyenne Roll with silver laced
 HORN: Neck, 3 1/2" Cap, 2 1/4"
 GULLET: Available in 6 1/2" and 7"
 BARS: Available in Half and Full quarter
 SWELLS: 13 1/2"
 WEIGHT: 40 lbs.




MODEL: 518
 TREE: Olin Young; available from 14" to 18" and half sizes
 CANTLE: 3 1/2" Cheyenne Roll with silver laced
 HORN: Neck, 3 1/2" Cap, 2 1/4"
 GULLET: Available in 6 1/2" and 7"
 BARS: Available in Half and Full quarter
 SWELLS: 13 1/2"
 WEIGHT: 40 lbs.



MODEL: 626R
 TREE: Will James Available from 14" to 18" and half sizes
 CANTLE: 4" Cheyenne Roll
 HORN: Neck 3" Cap 2 1/8"
 GULLET: Available in 6 3/4" and 7"
 BARS: Available in half and full.
 SWELLS: 13.5"
 WEIGHT: 40 lbs.



MODEL: 521
 TREE: Olin
 CANTLE: Young; available from 14" to 18" and half sizes. 3 1/2" Cheyenne Roll with silver laced.
 HORN: Neck, 3 1/2" Cap, 2 1/4"
 GULLET: Available in 6 1/2" and 7"
 BARS: Available in Half and Full quarter.
 SWELLS: 13 1/2"
 WEIGHT: 40 lbs.



MODEL: 524
 TREE: Olin Young; available from 14" to 18" and half sizes.
 CANTLE: 3 1/2" Cheyenne Roll with silver laced.
 HORN: Neck, 3 1/2" Cap, 2 1/4"
 GULLET: Available in 6 1/2" and 7"
 BARS: Available in Half and Full quarter.
 SWELLS: 13 1/2"
 WEIGHT: 40 lbs.

MODEL 527



MODEL: 527
TREE: Olin Young; available from 14" to 18" and half sizes.
CANTLE: 3 1/2" Cheyenne Roll with silver laced.
HORN: Neck, 3 1/2" Cap, 2 1/2"
GULLET: Available in 6 1/2" and 7"
BARS: Available in Half and Full quarter.
SWELLS: 13 1/2"
WEIGHT: 40 lbs.

MODEL 528



MODEL: 530
TREE: Bulldogger; available from 14" to 16" and half sizes.
CANTLE: 3 1/2" Cheyenne Roll with silver laced.
HORN: Neck, 3" Cap, 2 1/2"
GULLET: Available in 6 1/2" and 7"
BARS: Available in Half and Full quarter.
SWELLS: 13 1/2"
WEIGHT: 40 lbs.

MODEL 530



MODEL: 530
TREE: Olin Young; available from 14" to 18" and half sizes.
CANTLE: 3 1/2" Cheyenne Roll with silver laced.
HORN: Neck, 3 1/2" Cap, 2 1/2"
GULLET: Available in 6 1/2" and 7"
BARS: Available in Half and Full quarter.
SWELLS: 13 1/2"
WEIGHT: 40 lbs.

MODEL GL501



MODEL: GL 501
TREE: Olin Young; available from 14" to 18" and half sizes.
CANTLE: 3 1/2" Cheyenne Roll
HORN: Neck 3 1/2" Cap 2 1/2"
GULLET: Available in 6 1/2" and 7"
BARS: Available in Half and Full Quarter
SWELLS: 13 1/2"
WEIGHT: 40 lbs.

NEW!

MODEL 625 Will James



MODEL: 625 Will James
 TREE: will james
 Available from 14" to 18" and half sizes
 CANTLE: 4" Cheyenne Roll
 HORN: Neck 3" Cap 2 1/8"
 GULLET: Available in 6 3/4" and 7"
 BARS: Available in half and full.
 SWELLS: 13.5"
 WEIGHT: 40 lbs.

MODEL 622 Calf Roper



MODEL: 622 Calf Roper
 TREE: TM
 CANTLE: 3.5"
 HORN: Neck 3" Cap 2 1/8"
 GULLET: 7"
 BARS: Full Quarter
 SWELLS: 13"
 WEIGHT: 40 lbs.

NEW!

MODEL 626 Will James



MODEL: 626 Will James
 TREE: will james
 Available from 14" to 18" and half sizes
 CANTLE: 4" Cheyenne Roll
 HORN: Neck 3" Cap 2 1/8"
 GULLET: Available in 6 3/4" and 7"
 BARS: Available in half and full.
 SWELLS: 13.5"
 WEIGHT: 40 lbs.

NEW!

MODEL 6-200R



MODEL: 6-200R Calf Roper
 TREE: TM
 CANTLE: 3.5"
 HORN: Neck 3" Cap 2 1/8"
 GULLET: 7"
 BARS: Full Quarter
 SWELLS: 13"
 WEIGHT: 40 lbs.



MODEL: 512-P
TREE: Wade Old Timer; available from 14" to 18" and half sizes
CANTLE: 5" Straight Up Cantle.
HORN: Neck 2 1/2" Cap 3 1/4"
GULLET: Available in 6 1/2" and 7"
BARS: Available in Half and Full Quarter.
SWELLS: 10 1/2"
WEIGHT: 40 lbs.



MODEL: 529
TREE: Association
CANTLE: 3.5"
HORN: Neck 3 3/8" Cap 3 1/4"
GULLET: 7"
BARS: Full Quarter
SWELLS: 14"
WEIGHT: 40 lbs.



MODEL: 526
TREE: Association
CANTLE: 4"
HORN: Neck 3" Cap 2 3/4"
GULLET: 7"
BARS: Full Quarter
SWELLS: 14"
WEIGHT: 40 lbs.



MODEL: 5502
TREE: Modified Association; available from 14" to 18" and half sizes.
CANTLE: 4" Cheyenne Roll
HORN: Neck 2 1/2" Cap 3 1/4"
GULLET: Available in 6 1/2" and 7"
BARS: Available in Half and Full Quarter
SWELLS: 13"
WEIGHT: 40 lbs.



MODEL: 5501
TREE: Wade available from 14" to 18" and half sizes.
CANTLE: 5" Straight Up
HORN: Neck 2 1/2" Cap 3 1/4"
GULLET: Available in 6 1/2" and 7"
BARS: Available in Half and Full Quarter
SWELLS: 10 1/2"
WEIGHT: 40 lbs.

MODEL 500



MODEL: 500
TREE: Sonora, available from 14" to 16" and half sizes.
CANTLE: 4" Cheyenne Roll rawhide.
HORN: Neck, 3 1/2" Cap, 2 1/2"
GULLET: Available in 6 1/2" and 7"
BARS: Available in Half and Full quarter.
SWELLS: 15"
WEIGHT: 40 lbs.

MODEL 501



MODEL: 501, Full Rough Out.

TREE: Association; available from 14" to 18" and half sizes
CANTLE: 4" Straight Up
HORN: Neck, 3 1/2" Cap, 2 1/2"
GULLET: Available in 6 1/2" and 7"
BARS: Available in Half and Full quarter.
SWELLS: 14 3/4"
WEIGHT: 40 lbs.

MODEL 535



MODEL: 535
TREE: Association
CANTLE: 3.5"
HORN: Neck 2 1/4" CAP 3.5"
GULLET: 7"
BARS: Full Quarter
SWELLS: 14"
WEIGHT: 40 lbs.

MODEL 513



MODEL: 513
TREE: Association; available from 14" to 18" and half sizes.
CANTLE: 4" Straight Up
HORN: Neck, 3 1/2" Cap, 2 1/2"
GULLET: Available in 6 1/2" and 7"
BARS: Available in Half and Full quarter.
SWELLS: 14 3/4"
WEIGHT: 40 lbs.

MODEL 506-P



MODEL: 506-P
TREE: Wade Old Timer; available from 14" to 18" and half sizes.
CANTLE: 5" Straight Up Cantle
HORN: Neck 2 3/4" Cap 3 1/4"
GULLET: Available in 6 1/2" and 7"
BARS: Available in Half and Full quarter.
SWELLS: 10 1/2"
WEIGHT: 40 lbs.

MODEL 5-100

MODEL: 5-100
 TREE: Cutter; available from 14" to 18" and half sizes.
 CANTLE: 3" Cheyenne Roll
 Neck 3 3/4" Cap 1 3/8"
 HORN: Available in 6 1/4" and 7"
 GULLET: Available in Half and Full
 BARS: quarter.
 SWELLS: 12 1/4"
 WEIGHT: 40 lbs.



MODEL 5115 RC

MODEL: 5115 RC
 TREE: Ranch Cutter
 CANTLE: 3-5"
 HORN: Neck 3 3/8"
 Cap 2 1/4"
 GULLET: 7"
 BARS: Full quarter.
 SWELLS: 12-5"
 WEIGHT: 40 lbs.



MODEL 5102

MODEL: 5102
 TREE: Ranch Cutter; available from 14" to 18" and half sizes.
 CANTLE: 3 1/2" Cheyenne Roll
 HORN: Neck 3 1/2" Cap 2 1/4"
 GULLET: Available in 6 1/2" and 7"
 BARS: Available in Half and Full Quarter.
 SWELLS: 12 1/2"
 WEIGHT: 40 lbs.



MODEL 5-128

MODEL: 5-128
 TREE: Cutter; available from 14" to 18" and half sizes.
 CANTLE: 3" Cheyenne Roll
 HORN: Neck 3 3/4"
 Cap 1 3/8"
 GULLET: Available in 6 1/2" and 7"
 BARS: Available in Half and Full quarter
 SWELLS: 12 3/2"
 WEIGHT: 40 lbs.



MODEL 5101

MODEL: 5101
 TREE: Cutter; available from 14" to 18" and half sizes.
 CANTLE: 3" Cheyenne Roll
 HORN: Neck 3 3/4"
 Cap 1 3/8"
 GULLET: Available in 6 1/2" and 7"
 BARS: Available in Half and Full Quarter.
 SWELLS: 12 1/2"
 WEIGHT: 40 lbs.





MODEL: 5-318
 TREE: Show; available from 14" to 18" and half sizes.
 CANTLE: 3" Cheyenne Roll with silver plate.
 HORN: Neck 2 3/4" Cap 2"
 GULLET: Available in 6 1/2" and 7"
 BARS: Available in Half and Full quarter.
 SWELLS: 12 1/2"
 WEIGHT: 40 lbs.



MODEL: 5-327
 TREE: Show; available from 14" to 18" and half sizes.
 CANTLE: 3" Cheyenne roll with silver plate.
 HORN: Neck 2 3/4" Cap 2"
 GULLET: Available in 6 1/2" and 7"
 BARS: Available in Half and Full quarter.
 SWELLS: 12 1/2"
 WEIGHT: 40 lbs.



MODEL: 5-328
 TREE: Show; available from 14" to 18" and half sizes.
 CANTLE: 3" Cheyenne Roll with silver plate.
 HORN: Neck 2 3/4" Cap 2"
 GULLET: Available in 6 1/2" and 7"
 BARS: Full quarter.
 SWELLS: 12 1/2"
 WEIGHT: 40 lbs.

MODEL 5-200



MODEL: 5-200

TREE: Reiner Full
Rought Out;
available from
14" to 18" and
half sizes.

CANTLE: 3 1/2" Cheyenne roll
Rough Out Leather.

HORN: Neck 2 1/2" Cap 2"

GULLET: Available in 6 1/2" and 7"

BARS: Available in Half and Full

SWELLS: 12 1/2"

WEIGHT: 40 lbs.

MODEL 5-209



MODEL: 5-209

TREE: Reiner;
available
from 14"
to 18" and
half sizes.

CANTLE: 3 1/2" Cheyenne Roll

HORN: Neck 2 1/2" Cap 2"

GULLET: Available in 6 1/2"
and 7"

BARS: Available in Half
and Full quarter.

SWELLS: 12 1/2"

WEIGHT: 40 lbs.

MODEL 5-201



MODEL: 5-201

TREE: Reiner;
available from
14" to 18" and
half sizes.

CANTLE: 3 1/2" Cheyenne

HORN: Neck 2 1/2"
Cap 2"

GULLET: Available in 6 1/2" and 7"

BARS: Available in Half and Full
Quarter.

SWELLS: 12 1/2"

WEIGHT: 40 lbs.

MODEL 5-235



MODEL: 5-235

TREE: Reiner;
available
from 14"
to 18"
and half
sizes.

CANTLE: 3 1/2" Cheyenne
Roll

HORN: Neck 2 1/2"
Cap 2"

GULLET: Available in 6 1/2"
and 7"

BARS: Available in Half
and Full Quarter.

SWELLS: 12 1/2"

WEIGHT: 40 lbs.



MODEL 6-201

NEW!

MODEL: 6-201
TREE: Reiner; available from 14" to 18" and half sizes.
CANTLE: 3 1/2" Cheyenne Roll
HORN: Neck 2 1/2" Cap 2"
GULLET: Available in 6 1/2" and 7"
BARS: Available in Half and Full Quarter.
SWELLS: 12 1/2"
WEIGHT: 40 lbs.



MODEL 6-200

NEW!

MODEL: 6-200
TREE: Reiner; available from 14" to 18" and half sizes.
CANTLE: 3 1/2" Cheyenne Roll
HORN: Neck 2 1/2" Cap 2"
GULLET: Available in 6 1/2" and 7"
BARS: Available in Half and Full Quarter.
SWELLS: 12 1/2"
WEIGHT: 40 lbs.

MODEL 5-409



MODEL: 5-409
TREE: Barrel;
available from
14" to 16" and
half sizes.
CANTLE: 4" Cheyenne
Roll with Silver
Laced.
HORN: Neck 3" Cap 1 1/2"
GULLET: Available in 6 1/2"
BARS: Available in Half Quarter
SWELLS: 12"
WEIGHT: 32 lbs.

MODEL 5-410



MODEL: 5-410
TREE: Barrel;
available from
14" to 16" and
half sizes.
CANTLE: 4" Cheyenne Roll
with Silver Laced.
HORN: Neck 3" Cap 1 1/2"
GULLET: Available in 6 1/2"
BARS: Available in Half
Quarter.
SWELLS: 12"
WEIGHT: 32 lbs.

MODEL 5-400



MODEL: 5400
TREE: Barrel C
CANTLE: 5"
HORN: Neck 3 1/2"
Cap 1 3/4"
GULLET: Available in 7"
BARS: Available in Full
Quarter
SWELLS: 12"
WEIGHT: 32 lbs.

MODEL 5401



MODEL: 5401
TREE: Barrel;
available from
14" to 16" and
have half sizes.
CANTLE: 3 1/2" Cheyenne
Roll with Silver
Laced.
HORN: Neck 3"
Cap 1 1/2"
GULLET: Available in 6 1/2"
BARS: Available in Half Quarter
SWELLS: 12"
WEIGHT: 32 lbs.

NEW!

MODEL **5-204**



MODEL: 5-204
TREE: Trail
CANTLE: 3-5"
HORN: Neck 2 1/2"
Cap 2"
GULLET: 7" Available
BARS: in Half and
Full Quarter.
SWELLS: 12 1/2"
WEIGHT: 40 lbs.

MODEL **5-203**



MODEL: 5-203
TREE: Trail
CANTLE: 3-5"
HORN: Neck 2 1/2"
Cap 2"
GULLET: 7" Available
BARS: in Half and
Full Quarter.
SWELLS: 12 1/2"
WEIGHT: 40 lbs.



MODEL 509-P

MODEL: 509P
 TREE: Pony Wade; available in 10" and 12"
 CANTLE: 3.5" Straight Up Cantle
 HORN: Neck 2" Cap 2 1/2"
 GULLET: Available in 5"
 BARS: Available in Half Quarter
 SWELLS: 8 1/4"
 WEIGHT: 23 lbs.



MODEL 509-HS

MODEL: 509HS
 TREE: Pony Association; available in 10" and 12"
 CANTLE: 4"
 HORN: Neck 2 3/4" Cap 1 3/4"
 GULLET: Available in 5"
 BARS: Available in Half Quarter.
 SWELLS: 11.5"
 WEIGHT: 23 lbs.



MODEL 509-R

MODEL: 509R
 TREE: Pony Roper; available in 10" and 12"
 CANTLE: 3.5"
 HORN: Neck 2 3/4" Cap 1 3/4"
 GULLET: Available in 5"
 BARS: Available in Half Quarter
 SWELLS: 11"
 WEIGHT: 23 lbs.



MODEL 512-HS

MODEL: 512-HS
 TREE: Pony Association; available in 10" and 12"
 CANTLE: 4"
 HORN: Neck 3" Cap 1 3/4"
 GULLET: Available in 5"
 BARS: Available in Half Quarter.
 SWELLS: 11"
 WEIGHT: 23 lbs.



MODEL 511B

MODEL: 511B
 TREE: Pony Barrel;
 available in 10"
 and 12"
 CANTLE: 4" Cheyenne Roll with
 Silver Laced.
 HORN: Neck 2 1/2" Cap 1 1/2"
 GULLET: Available in 5"
 BARS: Available in Half
 Quarter
 SWELLS: 10 1/2"
 WEIGHT: 23 lbs.

NEW!



MODEL 626 Hard Seat

MODEL: 626Hard Seat
 TREE: Will James;
 available in 10"
 and 12"
 CANTLE: 3-5"
 HORN: Neck 2 3/4"
 Cap 1 3/4"
 GULLET: Available in 5"
 BARS: Available in
 Half Quarter
 SWELLS: 11"
 WEIGHT: 23 lbs.

NEW!



MODEL 626

MODEL: 626
 TREE: Will James;
 available in 10"
 and 12"
 CANTLE: 3-5"
 HORN: Neck 2 3/4"
 Cap 1 3/4"
 GULLET: Available in 5"
 BARS: Available in
 Half Quarter
 SWELLS: 11"
 WEIGHT: 23 lbs.

NEW!



MODEL 626

MODEL: 626
 TREE: Will James;
 available in 10"
 and 12"
 CANTLE: 3-5"
 HORN: Neck 2 3/4"
 Cap 1 3/4"
 GULLET: Available in 5"
 BARS: Available in
 Half Quarter
 SWELLS: 11"
 WEIGHT: 23 lbs.

TOOLING



Diamond Basket



Small Basketweave



Windmill Basket



Barbwire Basket



Basketweave




Star Basket



Oval Basket



Braided Basket



Square Basket

SEAT TEXTURE & COLOR



Black Suede



Chocolate Suede



Tobacco Suede



Navy Blue Suede



Purple Suede



Pink Suede



Green Turquoise Suede



Red Suede

OIL TANNING



Heavy



Medium



Light

CONCHOES



Silver Cactus



Round Berry Chrome Slotted



Black Barbwire Slotted



Stainless Steel



Silver Parachute



Round Berry Barrel Racing



Long Horn 3"



Gold Cactus



Round Berry Silver Slotted



Old Silver Star



Square Old Silver 2



Blue Parachute



Round Berry Cross Old Silver



Dark Long Horn 3"



Round Berry Silver



Round Berry Old Silver Slotted



Brass



Black Barbwire



Black Parachute



Square Berry Old Silver



Square Berry Old Silver 3"

MODEL
BC-1P-1
Tripping Collar 2 3/4"




MODEL
BC-3P-3
Roper BC 2 3/4"



MODEL
BC-1P-2
Tripping Collar 4"



MODEL
BC-3P-2
Roper BC 3"



BC-1P-2N



Martingale





SBS-49



SBS-52



SBS-50



SBS-55



SBS-51



Pony Roper



Rawhide Braided



Roper Full Rawhide 4 3/4"




Tooled Roper



Leather



Bell Aluminum



Reiner Aluminum



Cutting Aluminum



Roper



Slick Out Adult Tapaderos



Rough Out Adult Tapaderos



Pony Tapaderos

Rear Billet Double and Stitched 1 7/8"



Rear Billet Single Ply 1 3/8"



Front Billet Double and Stitched 1 7/8"



Front Billet Single Ply 1 3/8"



Front Headstall No.2



Front Headstall



Ear Headstall



53" Strings



Split Rein



Single Rein



Long Latigo 66"



5" Rear flank cinch double and stitched with tunnel loops



1 3/8" Rear flank cinch single ply




3" Rear flank cinch double and stitched with tunnel loops





Blaided Split Reins



Bullwhip



Blaided Split Reins No. 2



Slober Strap No. 1



Slober Strap No. 2



Connector Strap



Chain Chin Strap



Latigo Split Reins Double and Stitched



Hobble



Leather Chin Strap



Spur Straps



Sheep Skin Home Slippers



Cup Pads



Folder



Laptop/Business Briefcase



Card Holder



Mouse Pads



®

Cavalga Sadal